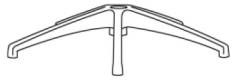




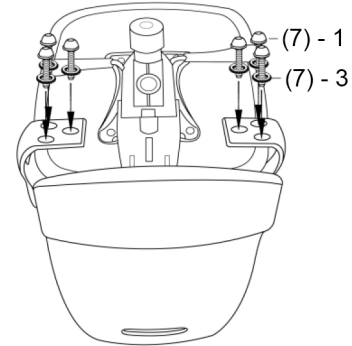
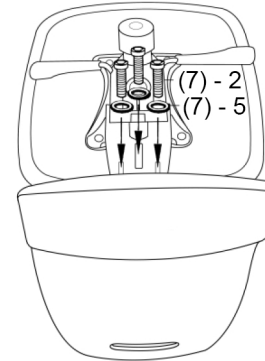
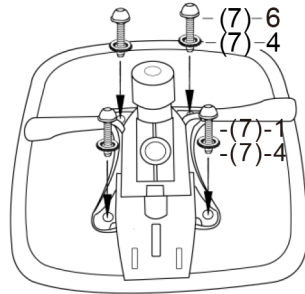
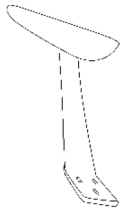
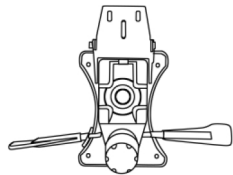
ASSEMBLY INSTRUCTIONS - LOD 98



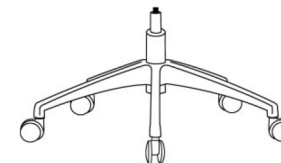
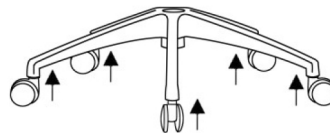
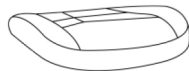
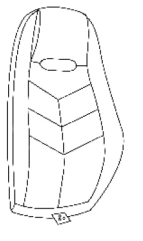
(1) Base (2) Height Cylinder



(3) Mechanism (4) Armrest



(5) Back (6) Seat



(7) Screws

- | | | | |
|----|--|----|--------------------|
| 1. | | X8 | 1" |
| 2. | | X3 | 5/8" |
| 3. | | X6 | 5/8" |
| 4. | | X4 | 3/4" |
| 5. | | X3 | 3/4" |
| 6. | | X2 | 1 1/8" |
| 7. | | X1 | Long Allen Wrench |
| 8. | | X1 | Short Allen Wrench |